

Designed
with the
future in
mind



centiel
continuous power availability

StratusPower™

Modular three-phase UPS
10 kW to 3.75 MW





StratusPower™ The ultimate UPS for net-zero data centers

StratusPower is an innovative uninterruptible power supply (UPS), specifically designed to meet the rigorous demands of today's IT infrastructure.

Designed and manufactured in Switzerland, StratusPower's superior topology, referred to as **DARA**, ensures full availability with **no single point of failure**, providing data center operators with complete peace of mind. Furthermore, installation of StratusPower is straightforward and maintenance is simple and non-intrusive.



Minimise your total cost of ownership while achieving the highest levels of availability and reliability for your data center.

97.6% **VFI efficiency**
Reliable semiconductor technology

1 MW/m² Space-saving footprint



99.9999999 % availability
No single point of failure

Fully redundant
DARA - fault-tolerant architecture

Fully connected
multi-protocol and a full range of communication channels available

From 10 kW – 3.75 MW
In cabinets from 10 kW to 1.5 MW

Non-intrusive maintenance
15+ years caps and smart fans

Smart energy
peak-shaving, self-test



DARA


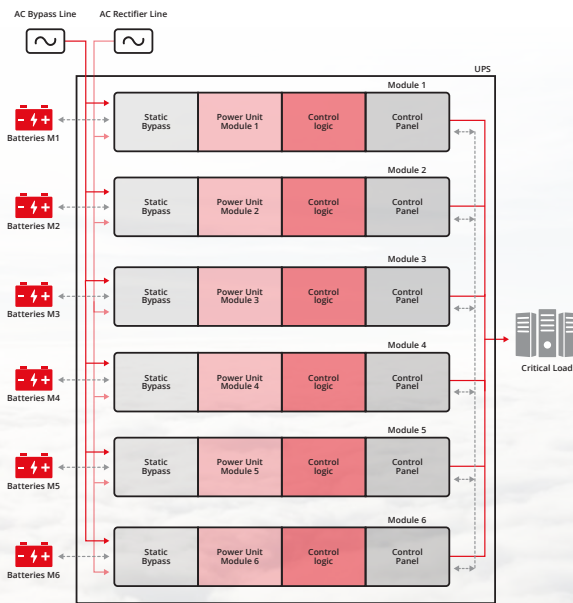
Take your power availability to the next level

When it comes to availability, it's what's inside that counts

With DARA, each UPS module is independent, redundant and interconnected. Each module is a complete UPS system in its own right, with three independent power converters, a static bypass and all the hardware devices needed to safely isolate a fault without impacting the load. This maximises the mean time between failures (MTBF) and safeguards the power to your critical applications.

DARA's Distributed Decision Making technology, referred to as DDM™, elevates redundancy by enabling collaborative decision-making among all modules. This ensures the continuous power supply to your load, even during crucial decision-making moments. With DDM, the UPS can make distributed decisions, eliminating the single point of failure typically associated with master-slave technology. As a result, downtime is minimised, and critical loads remain protected.

Maximised availability at module, frame and system level



Mean time to repair (MTTR)

DARA's technology on the frame level has been designed to accommodate **non-intrusive maintenance** and to **minimise mean time to repair (MTTR)**, ensuring that any downtime is kept to an absolute minimum. For example, in the event of a power failure, frontal access to components avoids the need for removing modules, thereby reducing the risk of human error.

9-nines
Power availability





Unveiling the power of StratusPower

At Centel, we understand our customers' pain points and have designed the StratusPower with availability and sustainability as major considerations. With StratusPower, we guarantee peace of mind by knowing that your critical infrastructure is protected by the most advanced UPS technology.



The future-ready UPS



Advanced computing power

- Multi-core
- Trigonometric math unit
- Control law accelerator
- Parallel processing
- IEEE 754 double-precision math



100+ Measuring points

At the module level



External ambient monitoring

- Temperature
- Humidity
- Hydrogen
- Water leak



Cybersecure connection

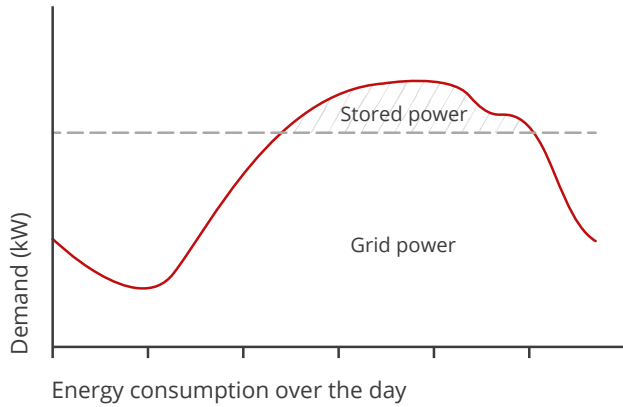
Compliant IEC-4-62443-2



Advanced energy management

StratusPower provides **peak-shaving capabilities** to help businesses manage electricity usage and reduce costs. By utilising StratusPower's peak-shaving feature,

businesses can reduce their energy consumption during peak hours when electricity rates are typically at their highest. This results in significant cost savings.



StratusPower's peak-shaving capabilities

At times of peak consumption, grid operators may charge higher prices for their power. To minimise costs for the user, a portion of the energy stored locally in the UPS can be utilised during these times, thereby reducing the amount drawn from the grid.

The UPS batteries can then be recharged with power during off-peak times.

With the future in mind

StratusPower is **future-ready** and can connect to a variety of power generation sources. It is equipped to

provide grid support and manage energy efficiently based on the specific requirements of each application.

Power generation



Power demand





Benefits

DC Flex technology



Our unique DCFlex[©] technology offers unparalleled flexibility when it comes to battery storage installation and configuration, as well as preparing the infrastructure to manage both current and future energy sources.

Our UPS solution is compatible with various battery storage devices, allowing you to reuse the DC supply or to choose the option that best suits your needs and budget.

The StratusPower battery charging current capability is 500 percent higher than our closest competitors, meaning **faster charging times** and more **efficient use of your batteries**.

Robust and reliable semiconductor technology



The StratusPower incorporates proprietary technology for inverter physical isolation in the event of an IGBT failure, ensuring maximum uptime for your critical infrastructure.

The **triple-mode parallel** bus provides an extra layer of redundancy, eliminating any single point of failure in communication between frames and modules.

At Centiel, we take reliability very seriously. That's why we designed our technology with **extra-safe power of 24%**, ensuring a higher level of reliability and redundancy. With continuous operating capacity, each module can operate at 75 kW even under overload conditions. The 750 kW StratusPower UPS has the ability to operate in online mode, supporting loads up to 900 kW.

DCFlex[©] 240 to 600VDC

75kW UPS module capacity at continuous overload

Predictive and remote health monitoring



With its computing capabilities and more than 100 measurement points, StratusPower does the work for you, ensuring that maintenance is performed promptly and accurately. This not only saves time and effort but also improves your system's overall reliability and safety.

Bluetooth connectivity allows technicians for easy, **non-intrusive** monitoring via mobile devices, with the Centiel app providing real-time status updates and alerts.

StratusPower provides advanced **cybersecurity** features in compliance with **IEC-4-62443-2**, making certain that your critical data and systems are protected from cyber threats.

Exceeding performance expectations



With a **THDi of less than 1 percent**, StratusPower provides excellent performance that exceeds regulatory requirements.

The UPS is able to handle 124% of continuous overload and 125% overload for 2 minutes, ensuring uninterrupted power delivery during times of peak demand.

A **short circuit capability above 3xIn** safeguards your equipment and system integrity despite electrical faults.

Tangible sustainability:
We help your data center achieve CO₂ emissions targets through our solutions and services.



Energy efficiency

StratusPower is designed with energy efficiency in mind, using the latest technology to reduce energy consumption and minimise losses.

97.6% (VFI) efficiency

Zero waste

StratusPower is manufactured using eco-friendly materials, ensuring that our products have minimal impact on the environment.

30+ years of UPS design life
15+ years of life on replaceable components

Net zero by design

Our company is continuously committed to improving our sustainability practices, and we manufacture StratusPower using environmentally friendly processes to minimize our impact on the environment.

95% of the energy used for production testing is recycled



The versatile Universal Rack UPS solution

Available as a Universal Rack UPS, StratusPower offers a blend of technical and commercial benefits tailored to meet a variety of power protection needs. This adaptable system includes the UPS, communication components, battery breakers and output switches, making it ideal for integrated IT, telecom or other critical processes. The UPS integrates seamlessly into **any 19-inch rack**, regardless of the rack manufacturer.

With its versatile design, StratusPower simplifies the engineering and deployment of custom power protection solutions. System integrators can leverage their expertise and implement unique solutions to meet

specific design requirements. The UPS can be seamlessly integrated into weatherproof enclosures, making it ideal for applications in harsh environments.

The Universal Rack Solution provides **efficient heat management** by directing warm air to the rear of the cabinet for optimal cooling without affecting the entire enclosure.

For system integrators, the Universal Rack solution offers efficient **customisation with standard products** and the opportunity to add significant local value to their power protection solutions.

The Universal Rack offers **versatile battery placement options**, allowing either top or bottom customisation to suit specific preferences and operational requirements.

Thanks to the minimal size of the **10/20/25 and 30kW** modules, the Universal Rack UPS solution is available **in compact depths from 600 mm**, providing a space-saving solution without compromising performance.

From 600mm deep cabinets



UPS modules

Flexible integration of **n-battery modules** in any frame position



Universal Rack UPS solution

Available UPS power rating configurations



	From 10 to 30 kW	From 10 to 60 kW	From 10 to 120 kW
Power per rack	From 10 to 30 kW	From 10 to 60 kW	From 10 to 120 kW
Power per module (kVA =kW)	10/20/25/30 kW	10/20/25/30 kW	10/20/25/30 kW
N-modules	1	1 to 2	1 to 4
Height	8 HU	12 HU	21 HU

The Universal Rack UPS includes

- Fits seamlessly into any 19" rack**
- Up to four UPS modules**
online double conversion
- Individual module display**
- Electrical distribution**
- DC battery MCB protection**
1 x module
- Bypass fuses**
3 x module
- Output parallel isolator**
1 x module
- System manual bypass**
- Connectivity board**
5x dry output, 5x dry input, RS232, RS485, Bluetooth, Ethernet, slot for SNMP
- Up to four battery modules in a single cabinet**
- Free placement of internal battery modules**
bottom or top
- Available in depth from 600 mm**



Unmatched flexibility and scalability for diverse power needs

Comprehensive options for StratusPower modules

Designed to meet a variety of applications, StratusPower offers a range of modules to meet your needs, including compact modules up to 30 kW and more powerful modules up to 62.5 kW. The adaptability extends further

with the capability to consolidate power in a single cabinet, spanning from 10 kW to an impressive 1500 kW. Scaling doesn't stop there—StratusPower cabinets can be seamlessly expanded to a staggering 3.75 MW.

Available models



Module type	SM10 / SM20 / SM25 / SM30	SM50 / SM62
Power per module (kVA =KW)	10/20/25/30 kW	50 / 62.5 kW
Weight (kg)	19	38 / 42
Dimensions h x w x d (mm)	132 x 443 x 490	132 x 581x 800

StratusPower SM10/SM20/SM25/SM30



Model	SP060-1080-A1	SP060-1240-A1	SP120-1320-B0
Modules	2 x SM10/20/25/30	2 x SM10/20/25/30	4 x SM10/20/25/30
Maximum power / cabinet	60 kW	60 kW	120 kW
Internal battery capacity	80 x (7/9Ah)	240 x (7/9Ah)	320 x (7/9Ah) or 80 x (28Ah)
Dimensions h x w x d (mm)	1315 x 510 x 815	1980 x 510 x 815	1980 x 730 x 815
Footprint	0.41 m ²	0.41 m ²	0.59 m ²



Model	SP120-E-A1	SP180-E-A0	SP300-E-B0
Modules	4 x SM10/20/25/30	6 x SM10/20/25/30	10 x SM10/20/25/30
Maximum power / cabinet	120 kW	180 kW	300 kW
Internal battery capacity	External	External	External
Dimensions h x w x d (mm)	1315 x 510 x 815	1980 x 510 x 815	1980 x 730 x 815
Footprint	0.41 m ²	0.41 m ²	0.59 m ²



**StratusPower
SM50/SM62.5**

Up to
1.5 MW
per frame

**Ultra-compact
model**



**Ultra-compact
model**



Model	CAB-SP625T-E-K	CAB-SP1250T-E-2K
Modules	Up to 10 x SM50 / SM62	Up to 20 x SM50 / SM62
Nom. power / cabinet	625 kW	1250 kW
Dimensions h x w x d (mm)	1982 x 656 x 900	1982 x 1312 x 900
Footprint	0.59 m ²	1.18 m ²



Model	CAB-SP375(B/T)-E-K	CAB-SP750(B/T)-E-2K
Modules	Up to 6 x SM 10/20/25/30 and 50/62	Up to 12 x SM50/62
Nom. power / cabinet	375 kW	750 kW
Dimensions h x w x d (mm)	1982 x 656 x 900	1982 x 1312 x 900
Footprint	0.59 m ²	1.18 m ²



Model	CAB-SP1125(B/T)-E-3K	CAB-SP1500(B/T)-E-4K
Modules	Up to 18 x SM50/62	Up to 24 x SM50/62
Nom. power / cabinet	1,125 kW	1,500 kW
Dimensions h x w x d (mm)	1982 x 1968 x 900	1982 x 2624 x 900
Footprint	1.77 m ²	2.36 m ²

Technical Datasheet

	Model	CAB-SP060-I080-A1	CAB-SP120-E-A1	CAB-SP180-E-A0	CAB-SP300-E-B0-S2	
		CAB-SP060-I240-A0	CAB-SP120-I320-B0			
General Data	Module type	SM10/SM20/SM25/SM30	SM10/SM20/SM25/SM30	SM10/SM20/SM25/SM30	SM10/SM20/SM25/SM30	
	Nom. power per module [kVA = kW]	10 / 20 / 25 / 30	10 / 20 / 25 / 30	10 / 20 / 25 / 30	10 / 20 / 25 / 30	
	Cont. overload per module [kVA = kW]	12 / 24 / 30 / 36	12 / 24 / 30 / 36	12 / 24 / 30 / 36	12 / 24 / 30 / 36	
	Nom. power per frame [kVA = kW]	60	120	180	300	
	Cont. overload per frame [kVA = kW]	74	149	223	372	
	Number of modules per frame	1-2	1-4	1-6	1-10	
	Max. power per system [kVA = kW]	3600	7200	10800	18000	
Topology / technology	Online double conversion / DARA (Distributed Active Redundant Architecture)					
Input	Rectifier	Input wiring	3 Ph + N + PE			
		Rated voltage	380/400/415Vac			
		Voltage range	For loads <100% (-25%, +20%), <80% (-32.5%, +20%), <60% (-35%, +20%)			
		Input frequency	30-70 Hz			
		Total Harmonic Distortion	THDi<0.8% for linear load, THDi<3% for nonlinear load			
		Input power factor	0,99			
	Bypass	Input wiring	3 Ph + N + PE			
		Rated voltage	±30...±10% (Voltage) (According to VFI-SS-111)			
		Input frequency	50/60 ±2/4% (selectable)			
	Battery	Rated voltage	280 - 480 Vdc (the number of batteries can be selected)			
		Internal batteries (7/9Ah)	1080: 80 1240: 240	E: External I320: 320	E: External	E: External
		Type	Lead-Acid / NiCad / Lithium / Zink / Salt / others...			
Blocks[LA]		20-50				
Output	Inverter	Output wiring	3Ph+N+PE			
		Voltage	380/400/415 Vac			
		Frequency	Tracking the bypass input (Online Mode); 50 / 60 Hz ± 0.05% (Battery Mode)			
		Output power factor	1			
		Efficiency	97,6%			
		Overload capacity	Inverter: 124% continuous, 125% for 10min, 150% for 60 sec			
	Bypass	Efficiency	99,4%			
Environment	Operating temperature	0-40°C (No power derating)				
	Storage temperature	-40-70°C				
	Relative humidity	0%-95% (No condensing)				
	Maximum operating altitude	1000 m. above 1000 m, derating 1% for each additional 100 m				
Others	Dimensions (H x W x D) [mm]	1315 x 510 x 815 1980 x 510 x 815	1315 x 510 x 815 1980 x 730 x 815	1980 x 510 x 815	1980 x 730 x 815	
	Certifications	EN/IEC 62040-1 EN/IEC 62040-2 EN/IEC 62040-3 CE UKCA EAC RoHS				
	Communications	RS485, USB, Dry contacts, Ethernet, Bluetooth				



Technical Datasheet

		Model	CAB-SP375B-E-K	CAB-SP750B-E-2K	CAB-SP1125B-E-3K	CAB-SP1500B-E-4K
			CAB-SP375T-E-K	CAB-SP750T-E-2K	CAB-SP1125T-E-3K	CAB-SP1500T-E-4K
General Data	Module type		SM50 / SM62	SM50 / SM62	SM50 / SM62	SM50 / SM62
	Nom. power per module [kVA = kW]		50 / 62.5	50 / 62.5	50 / 62.5	50 / 62.5
	Cont. overload per module [kVA = kW]		60/75	60/75	60/75	60/75
	Nom. power per frame [kVA = kW]		375	750	1125	1500
	Cont. overload per frame [kVA = kW]		450	900	1350	1800
	Number of modules per frame		1-6	1-12	1-18	1-24
	Max. power per system [kVA = kW]		3750	3750	3750	3750
Topology / technology		Online double conversion / DARA (Distributed Active Redundant Architecture)				
Input	Rectifier	Input wiring	3 Ph + N + PE			
		Rated voltage	380/400/415Vac			
		Voltage range	For loads <100% (-25%, +20%), <80% (-32.5%, +20%), <60% (-35%, +20%)			
		Input frequency	30-70 Hz			
		Total Harmonic Distortion	THDi<0.8% for linear load, THDi<3% for nonlinear load			
		Input power factor	0,99			
	Bypass	Input wiring	3 Ph + N + PE			
		Rated voltage	±30...±10% (Voltage) (According to VFI-SS-111)			
		Input frequency	50/60 ±2/4% (selectable)			
	Battery	Rated voltage	240 - 600 Vdc (the number of batteries can be selected)			
		Internal batteries (7/9Ah)	E: External			
		Type	Lead-Acid / NiCad / Lithium / Zink / Salt / others...			
Blocks[LA]		20-50				
	Charger (Amps per module)	50				
Output	Inverter	Output wiring	3Ph+N+PE			
		Voltage	380/400/415 Vac±1%			
		Frequency	Tracking the bypass input (Online Mode); 50 / 60 Hz ± 0.05% (Battery Mode)			
		Output power factor	1			
		Efficiency	97,6%			
	Overload capacity	Inverter: 124% continuous, 125% for 15min, 150% for 120 sec				
	Bypass	Efficiency	99,4%			
Environment	Operating temperature	0-40°C (No power derating)				
	Storage temperature	-40-70°C				
	Relative humidity	0%-95% (No condensing)				
	Maximum operating altitude	1000 m. above 1000 m, derating 1% for each additional 100 m				
Others	Dimensions (H x W x D) [mm]	1982 x 656 x 900	1982 x 1312 x 900	1982 x 1968 x 900	1982 x 2624 x 900	
	Certifications	EN/IEC 62040-1 EN/IEC 62040-2 EN/IEC 62040-3 CE UKCA EAC RoHS				
	Communications	RS485, USB, Dry contacts, Ethernet, Bluetooth				

centiel

continuous power availability



www.centiel.com

