

Designed  
with the  
future in  
mind



**centiel**  
*continuous power availability*

## **StratusPower™ 208V**

Modular three-phase UPS  
5 kW to 1.86 MW







## StratusPower™ The ultimate UPS for net-zero data centers

StratusPower is an innovative uninterruptible power supply (UPS), specifically designed to meet the rigorous demands of today's IT infrastructure.

Designed and manufactured in Switzerland, StratusPower's superior topology, referred to as **DARA**, ensures full availability with **no single point of failure**, providing data center operators with complete peace of mind. Furthermore, installation of StratusPower is straightforward and maintenance is simple and non-intrusive.



Minimise your total cost of ownership  
while achieving the highest levels  
of availability and reliability  
for your data center.

97.6% **VFI efficiency**  
Reliable semiconductor  
technology

525 kW/m<sup>2</sup> Space-saving  
footprint



**99.9999999 % availability**  
No single point of failure

**Fully redundant**  
DARA - fault-tolerant architecture

**Fully connected**  
multi-protocol and a full range of  
communication channels available

**From 5 kW – 1.86 MW**  
In cabinets from 5 kW to 744 MW

**Non-intrusive maintenance**  
15+ years caps and smart fans

**Smart energy**  
peak-shaving, self-test



## DARA


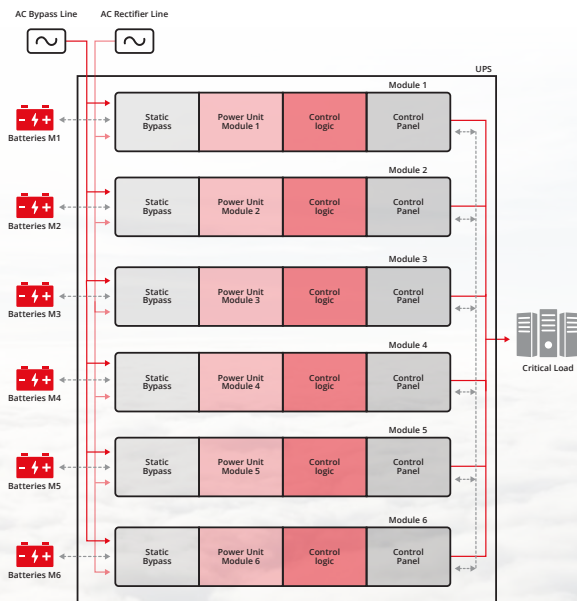
### Take your power availability to the next level

#### When it comes to availability, it's what's inside that counts

With DARA, each UPS module is independent, redundant and interconnected. Each module is a complete UPS system in its own right, with three independent power converters, a static bypass and all the hardware devices needed to safely isolate a fault without impacting the load. This maximises the mean time between failures (MTBF) and safeguards the power to your critical applications.

DARA's Distributed Decision Making technology, referred to as DDM™, elevates redundancy by enabling collaborative decision-making among all modules. This ensures the continuous power supply to your load, even during crucial decision-making moments. With DDM, the UPS can make distributed decisions, eliminating the single point of failure typically associated with master-slave technology. As a result, downtime is minimised, and critical loads remain protected.

#### Maximised availability at module, frame and system level



#### Mean time to repair (MTTR)

DARA's technology on the frame level has been designed to accommodate **non-intrusive maintenance** and to **minimise mean time to repair (MTTR)**, ensuring that any downtime is kept to an absolute minimum. For example, in the event of a power failure, frontal access to components avoids the need for removing modules, thereby reducing the risk of human error.

9-nines  
Power availability




## Unveiling the power of StratusPower

At Centiel, we understand our customers' pain points and have designed the StratusPower with availability and sustainability as major considerations. With StratusPower, we guarantee peace of mind by knowing that your critical infrastructure is protected by the most advanced UPS technology.





## The future-ready UPS



### Advanced computing power

Multi-core  
Trigonometric math unit  
Control law accelerator  
Parallel processing  
IEEE 754 double-precision math



### 100+ Measuring points

At the module level



### External ambient monitoring

Temperature  
Humidity  
Hydrogen  
Water leak



### Cybersecure connection

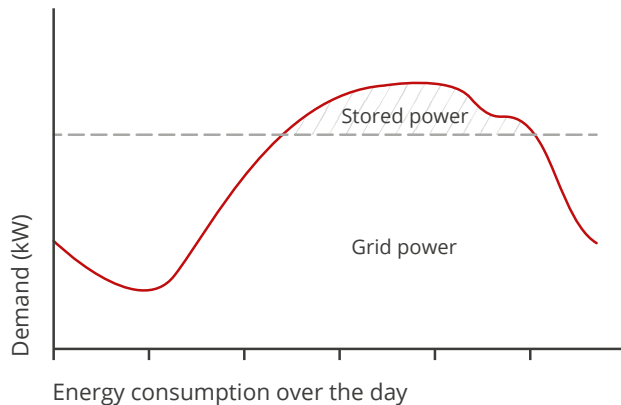
Compliant IEC-62443-2



## Advanced energy management

StratusPower provides **peak-shaving capabilities** to help businesses manage electricity usage and reduce costs. By utilising StratusPower's peak-shaving feature,

businesses can reduce their energy consumption during peak hours when electricity rates are typically at their highest. This results in significant cost savings.



### StratusPower's peak-shaving capabilities

At times of peak consumption, grid operators may charge higher prices for their power. To minimise costs for the user, a portion of the energy stored locally in the UPS can be utilised during these times, thereby reducing the amount drawn from the grid.

The UPS batteries can then be recharged with power during off-peak times.

## With the future in mind

StratusPower is **future-ready** and can connect to a variety of power generation sources. It is equipped to

provide grid support and manage energy efficiently based on the specific requirements of each application.

**Power  
generation**



**Power  
demand**



## Benefits

### DC Flex technology



Our unique DCFlex© technology offers unparalleled flexibility when it comes to battery storage installation and configuration, as well as preparing the infrastructure to manage both current and future energy sources.

Our UPS solution is compatible with various battery storage devices, allowing you to reuse the DC supply or to choose the option that best suits your needs and budget.

The StratusPower battery charging current capability is 500 percent higher than our closest competitors, meaning **faster charging times** and more **efficient use of your batteries**.

### Robust and reliable semiconductor technology



The StratusPower incorporates proprietary technology for inverter physical isolation in the event of an IGBT failure, ensuring maximum uptime for your critical infrastructure.

The **triple-mode parallel** bus provides an extra layer of redundancy, eliminating any single point of failure in communication between frames and modules.

At Centiel, we take reliability very seriously. That's why we designed our technology with **extra-safe power of 24%**, ensuring a higher level of reliability and redundancy. With continuous operating capacity, each 31 kW module can operate at 37 kW even under overload conditions. The 372 kW StratusPower UPS has the ability to operate in online mode, supporting loads up to 446 kW.

DCFlex© 168 to 360VDC

37kW UPS module capacity at continuous overload

### Predictive and remote health monitoring



With its computing capabilities and more than 100 measurement points, StratusPower does the work for you, ensuring that maintenance is performed promptly and accurately. This not only saves time and effort but also improves your system's overall reliability and safety.

**Bluetooth connectivity** allows technicians for easy, **non-intrusive** monitoring via mobile devices, with the Centiel app providing real-time status updates and alerts.

StratusPower provides advanced **cybersecurity** features in compliance with **IEC-4-62443-2**, making certain that your critical data and systems are protected from cyber threats.

### Exceeding performance expectations



With a **THDi of less than 1 percent**, StratusPower provides excellent performance that exceeds regulatory requirements.

The UPS is able to handle 124% of continuous overload and 150% overload for 1 minute, ensuring uninterrupted power delivery during times of peak demand.

A **short circuit capability above 3xIn** safeguards your equipment and system integrity despite electrical faults.



Tangible sustainability:  
We help your data center achieve CO<sub>2</sub> emissions targets through our solutions and services.



#### Energy efficiency

---

StratusPower is designed with energy efficiency in mind, using the latest technology to reduce energy consumption and minimise losses.

97.6% (VFI) efficiency

#### Zero waste

---

StratusPower is manufactured using eco-friendly materials, ensuring that our products have minimal impact on the environment.

30+ years of UPS design life  
15+ years of life on replaceable components

#### Net zero by design

---

Our company is continuously committed to improving our sustainability practices, and we manufacture StratusPower using environmentally friendly processes to minimize our impact on the environment.

95% of the energy used for production testing is recycled



## The versatile Universal Rack UPS solution

Available as a Universal Rack UPS, StratusPower offers a blend of technical and commercial benefits tailored to meet a variety of power protection needs. This adaptable system includes the UPS, communication components, battery breakers and output switches, making it ideal for integrated IT, telecom or other critical processes. The UPS integrates seamlessly into **any 19-inch rack**, regardless of the rack manufacturer.

With its versatile design, StratusPower simplifies the engineering and deployment of custom power protection solutions. System integrators can leverage their expertise and implement unique solutions to meet

specific design requirements. The UPS can be seamlessly integrated into weatherproof enclosures, making it ideal for applications in harsh environments.

The Universal Rack Solution provides **efficient heat management** by directing warm air to the rear of the cabinet for optimal cooling without affecting the entire enclosure.

For system integrators, the Universal Rack solution offers efficient **customisation with standard products** and the opportunity to add significant local value to their power protection solutions.

The Universal Rack offers **versatile battery placement options**, allowing either top or bottom customisation to suit specific preferences and operational requirements.

Thanks to the minimal size of the **5/10/12.5 and 15kW** modules, the Universal Rack UPS solution is available in **compact depths from 600 mm**, providing a space-saving solution without compromising performance.

### From 600mm deep cabinets







## Universal Rack UPS solution

### Available UPS power rating configurations



Model	CAB-SR030-E-1S-Co	CAB-SR060-E-2S-Co	CAB-SR120-E-4S-C1
Power per module (kVA =KW)	5/10/12.5/15 kW	5/10/12.5/15 kW	5/10/12.5/15 kW
N-modules	1	1 to 2	1 to 4
Height	6 HU	11 HU	21 HU
Nominal power / cabinet	15 kW	30 kW	60 kW

### The Universal Rack UPS includes

**Fits seamlessly  
into any 19" rack**

**Up to four UPS modules**  
online double conversion

**Individual module  
display**

**Electrical distribution**

**DC battery MCB protection**  
1 x module

**Bypass fuses**  
3 x module

**Output parallel isolator**  
1 x module

**System manual bypass**

**Connectivity board**  
5x dry output, 5x dry input, RS232,  
RS485, Bluetooth, Ethernet, slot for  
SNMP

**Up to four battery  
modules in a single  
cabinet**

**Free placement  
of internal battery  
modules**  
bottom or top

**Available in depth  
from 600 mm**

## Unmatched flexibility and scalability for diverse power needs

### Comprehensive options for StratusPower modules

Designed to meet a variety of applications, StratusPower offers a range of modules to meet your needs, including compact modules up to 15 kW and more powerful modules up to 31 kW. The adaptability extends further

with the capability to consolidate power in a single cabinet, spanning from 5 kW to an impressive 744 kW. Scaling doesn't stop there—StratusPower cabinets can be seamlessly expanded to a staggering 1.86 MW.

### Available models



Module type	SM 05 / 10 / 12 / 15-2V-S	SM 25 / 31-2V-M
Power per module (kVA =KW)	5/10/12.5/15 kW	25/31 kW
Weight (kg)	18/20	46
Dimensions h x w x d (mm)	132 x 443 x 522	132 x 581 x 848

### StratusPower SM05/10/12/15-2V-S



Model	CAB-SP060-1080-2S-A1	CAB-SP060-1240-2S-A0	CAB-SP120-1320-4S-B0
Modules	Up to 2 x SM05/10/12/15-2V-S	Up to 2 x SM05/10/12/15-2V-S	Up to 4 x SM05/10/12/15-2V-S
Nominal power / cabinet	30 kW	30 kW	60 kW
Internal battery capacity	80 x (7/9Ah)	240 x (7/9Ah)	320 x (7/9Ah) or 80 x (28Ah)
Dimensions h x w x d (mm)	1315 x 510 x 815	1980 x 510 x 815	1980 x 730 x 815
Footprint	0.41 m <sup>2</sup>	0.41 m <sup>2</sup>	0.59 m <sup>2</sup>



Model	CAB-SP120-E-4S-A1	CAB-SP180-E-6S-A0	CAB-SP240-E-8S-A0
Modules	Up to 4 x SM05/10/12/15-2V-S	Up to 6 x SM05/10/12/15-2V-S	Up to 8 x SM05/10/12/15-2V-S
Nominal power / cabinet	60 kW	90 kW	120 kW
Internal battery capacity	External	External	External
Dimensions h x w x d (mm)	1315 x 510 x 815	1980 x 510 x 815	1980 x 510 x 815
Footprint	0.41 m <sup>2</sup>	0.41 m <sup>2</sup>	0.41 m <sup>2</sup>





## StratusPower SM25 / 31 -2V-M

Up to  
**744 kW**  
per frame

**Ultra-compact  
model**



**Ultra-compact  
model**



Model	CAB-SP625T-E-10M-LT-K	CAB-SP1250T-E-20M-LT-2K
Modules	Up to 10 x SM25 / 31 -2V-M	Up to 20 x SM25 / 31 -2V-M
Nominal power / cabinet	310 kW	620 kW
Dimensions h x w x d (mm)	2282 x 656 x 900	2282 x 1312 x 900
Footprint	0.59 m <sup>2</sup>	1.18 m <sup>2</sup>



Model	CAB-SP375(B/T)-E-6M-(LT/AV)-K	CAB-SP750(B/T)-E-12M-(LT/AV)-2K
Modules	Up to 6 x SM25 / 31 -2V-M	Up to 12 x SM25 / 31 -2V-M
Nominal power / cabinet	186 kW	372 kW
Dimensions h x w x d (mm)	1982 x 656 x 900	1982 x 1312 x 900
Footprint	0.59 m <sup>2</sup>	1.18 m <sup>2</sup>



Model	CAB-SP1125(B/T)-E-18M-(LT/AV)-3K	CAB-SP1500(B/T)-E-24M-(LT/AV)-4K
Modules	Up to 18 x SM25 / 31 -2V-M	Up to 24 x SM25 / 31 -2V-M
Nominal power / cabinet	558 kW	744 kW
Dimensions h x w x d (mm)	1982 x 1968 x 900	1982 x 2624 x 900
Footprint	1.77 m <sup>2</sup>	2.36 m <sup>2</sup>

# Technical Datasheet

Model		CAB-SP060-I080-2S-A1	CAB-SP120-E-4S-A1		
		CAB-SP060-I240-2S-A0	CAB-SP120-I320-4S-B0	CAB-SP180-E-6S-A0	CAB-SP240-E-8S-A0
General Data	Module type	SM05/10/12.5/15	SM05/10/12.5/15	SM05/10/12.5/15	SM05/10/12.5/15
	Nom. power per module [kVA = kW]	5 / 10 / 12.5 / 15	5 / 10 / 12.5 / 15	5 / 10 / 12.5 / 15	5 / 10 / 12.5 / 15
	Cont. overload per module [kVA = kW]	<b>6 / 12 / 15 / 18</b>	<b>6 / 12 / 15 / 18</b>	<b>6 / 12 / 15 / 18</b>	<b>6 / 12 / 15 / 18</b>
	Nom. power per frame [kVA = kW]	<b>30</b>	<b>60</b>	<b>90</b>	<b>120</b>
	Cont. overload per frame [kVA = kW]	<b>36</b>	<b>72</b>	<b>108</b>	<b>144</b>
	Number of modules per frame	1-2	1-4	1-6	1-8
	Max. power per system [kVA = kW]	900	900	900	900
	Topology / technology	<b>Online double conversion / DARA (Distributed Active Redundant Architecture)</b>			
Input	Rectifier	Input wiring	3 Ph + N + PE		
		Rated voltage	200/208/220Vac		
		Voltage range	For loads <100% (-25%, +20%), <80% (-32.5%, +20%), <60% (-35%, +20%)		
		Input frequency	30-70 Hz		
		Total Harmonic Distortion	THDi<=0.9% for linear load, THDi<3% for nonlinear load		
		Input power factor	0,99		
	Bypass	Input wiring	3 Ph + N + PE		
		Rated voltage	±30...±10% (Voltage) (According to VFI-SS-111)		
		Input frequency	50/60 ±2/4% (selectable)		
	Battery	Rated voltage	168-360 Vdc (the number of batteries can be selected )		
		Internal batteries (7/9Ah)	I080: 80 I240: 240	E: External I320: 320	E: External E: External
		Type	Lead-Acid / NiCad / Lithium / Zink / Salt / others...		
		Blocks [VRLA]	<b>14-30</b>		
	Output	Output wiring	3Ph+N+PE		
		Voltage	200/208/220Vac		
		Frequency	Tracking the bypass input (Online Mode); 50 / 60 Hz ± 0.05% (Battery Mode)		
		Output power factor	1		
		Efficiency	<b>97,6%</b>		
		Overload capacity	<b>Inverter: 124% continuous, 125% for 10min, 150% for 60 sec</b>		
		Short circuit capability	<b>Up to 3xIn - 400ms</b>		
	Bypass	Efficiency	<b>99,4%</b>		
Environment		Operating temperature	0-40°C (No power derating)		
		Storage temperature	-40-70°C		
		Relative humidity	10%-95% (No condensing)		
		Maximum operating altitude	1000 m. above 1000 m, derating 1% for each additional 100 m		
Others		Dimensions (H x W x D) [mm]	1315 x 510 x 815 1980 x 510 x 815	1315 x 510 x 815 1980 x 730 x 815	1980 x 510 x 815 1980 x 510 x 815
		Certifications	EN/IEC 62040-1   EN/IEC 62040-2   EN/IEC 62040-3   CE   UKCA   EAC   RoHS		
		Communications	RS485, USB, Dry contacts, Ethernet, Bluetooth		





# Technical Datasheet

Model		CAB-SP375(B)-E-6M-(LT/AV)-K CAB-SP375(T)-E-6M-(LT/AV)-K	CAB-SP750(B)-E-12M-(LT/AV)-2K CAB-SP750(T)-E-12M-(LT/AV)-2K	CAB-SP1125(B)-E-18M-(LT/AV)-3K CAB-SP1125(T)-E-18M-(LT/AV)-3K	CAB-SP1500(B)-E-24M-(LT/AV)-4K CAB-SP1500(T)-E-24M-(LT/AV)-4K
General Data	Module type	SM25/31-2V-M	SM25/31-2V-M	SM25/31-2V-M	SM25/31-2V-M
	Nom. power per module [kVA = kW]	25 / 31	25 / 31	25 / 31	25 / 31
	Cont. overload per module [kVA = kW]	<b>30 / 37</b>	<b>30 / 37</b>	<b>30 / 37</b>	<b>30 / 37</b>
	Nom. power per frame [kVA = kW]	186	372	558	744
	Cont. overload per frame [kVA = kW]	<b>223</b>	<b>446</b>	<b>669</b>	<b>892</b>
	Number of modules per frame	1-6	1-12	1-18	1-24
	Max. power per system [kVA = kW]	1860	1860	1860	1860
	Topology / technology	<b>Online double conversion / DARA (Distributed Active Redundant Architecture)</b>			
Input	Rectifier	Input wiring	3 Ph + N + PE		
		Rated voltage	200/208/220Vac		
		Voltage range	For loads <100% (-25%, +20%), <80% (-32.5%, +20%), <60% (-35%, +20%)		
		Input frequency	30-70 Hz		
		Total Harmonic Distortion	THDi<=0.6% for linear load, THDi<3% for nonlinear load		
		Input power factor	0,99		
	Bypass	Input wiring	3 Ph + N + PE		
		Rated voltage	±30...±10% (Voltage) (According to VFI-SS-111)		
		Input frequency	50/60 ±2/4% (selectable)		
	Battery	Rated voltage	168 - 360 Vdc (the number of batteries can be selected )		
		Internal batteries (7/9Ah)	E: External		
		Type	Lead-Acid / NiCad / Lithium / Zink / Salt / others...		
		Blocks [VRLA]	<b>14-30</b>		
		Charger (Amps per module)	<b>SM25-2V-M: 50A, SM31-2V-M: 60A</b>		
Output	Inverter	Output wiring	3Ph+N+PE		
		Voltage	200/208/220 Vac±1%		
		Frequency	Tracking the bypass input (Online Mode); 50 / 60 Hz ± 0.05% (Battery Mode)		
		Output power factor	1		
		Efficiency	<b>97,6%</b>		
		Overload capacity	<b>Inverter: 124% continuous, 125% for 10 min, 150% for 60 sec</b>		
		Short circuit capability	<b>Up to 3.5xIn - 400ms</b>		
	Bypass	Efficiency	<b>99,4%</b>		
Environment		Operating temperature	0-40°C (No power derating)		
		Storage temperature	-40-70°C		
		Relative humidity	10%-95% (No condensing)		
		Maximum operating altitude	1000 m. above 1000 m, derating 1% for each additional 100 m		
Others		Dimensions (H x W x D) [mm]	1982 x 656 x 900	1982 x 1312 x 900	1982 x 1968 x 900   1982 x 2624 x 900
		Certifications	EN/IEC 62040-1   EN/IEC 62040-2   EN/IEC 62040-3   CE   UKCA   EAC   RoHS		
		Communications	RS485, USB, Dry contacts, Ethernet, Bluetooth		

centiel  
*continuous power availability*



[www.centiel.com](http://www.centiel.com)

